



CHARLBURY

Community

Workshop

# Welcome



The evolving idea of a  
community workshop



Positive community  
feedback



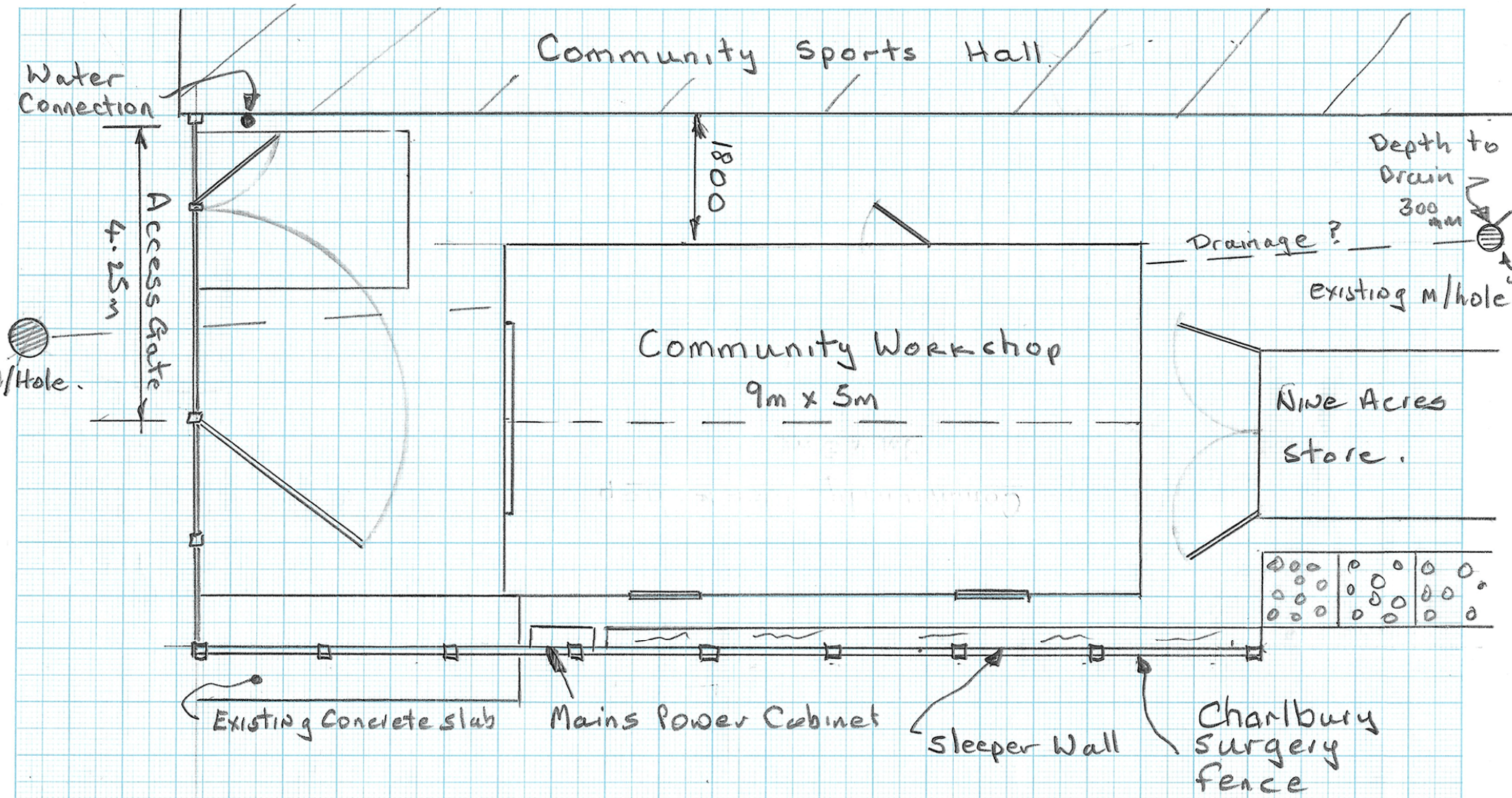
A workshop for all

# Phase One – The Building

---

- Steel framed building on reinforced concrete slab
- 9 x 5m (30' x 16' approx.)
- 3.4m (11') height to apex
- Colour to match community centre
- Roller shutter and personnel door
- Two double glazed windows
- Roof lights
- Electricity and water

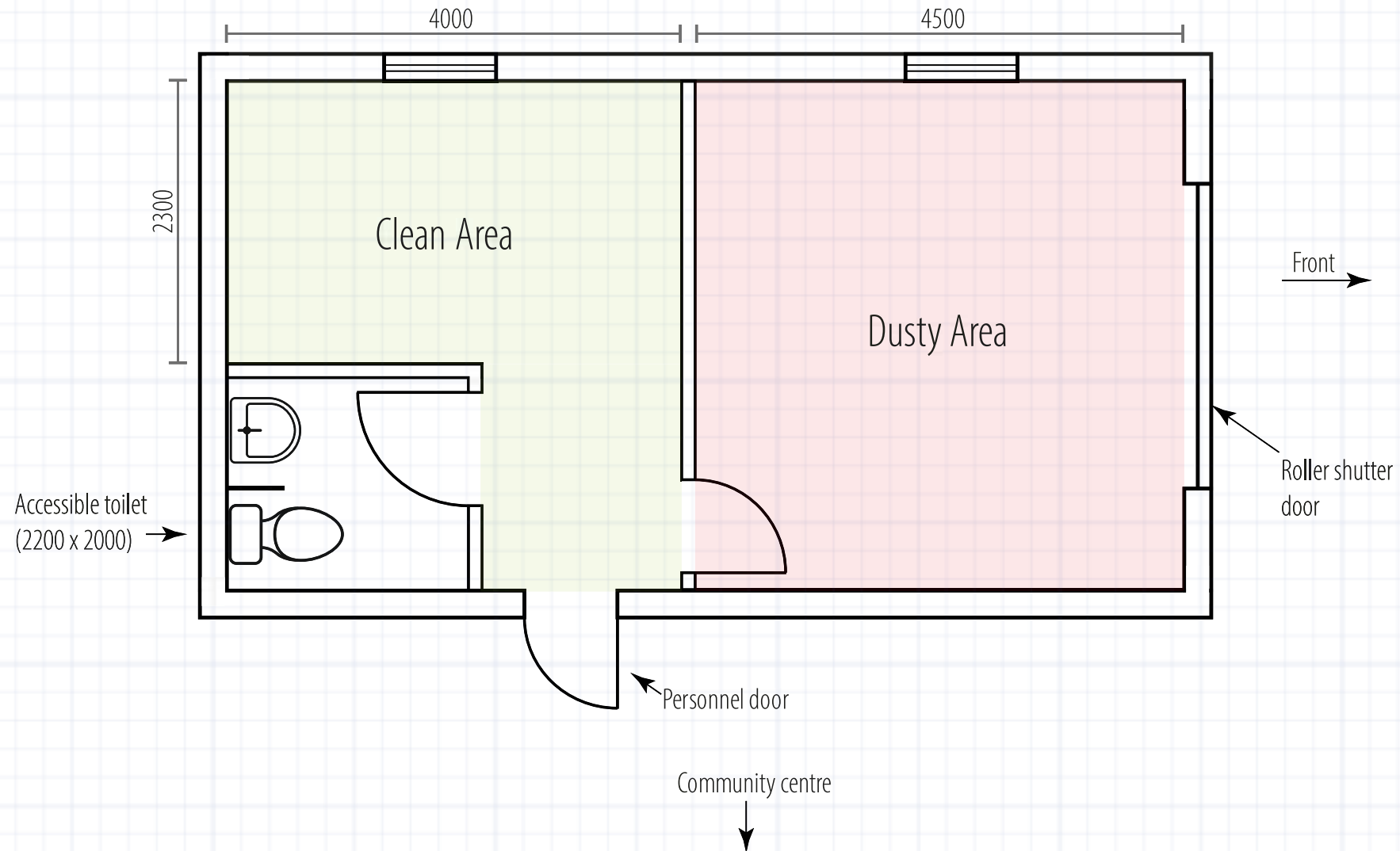




PROPOSED CHARLBURY COMMUNITY WORKSHOP

Drwg No DC - SK1 - Gen Arrat Scale 1:75

# Possible Internal Layout of Charlbury Community Workshop

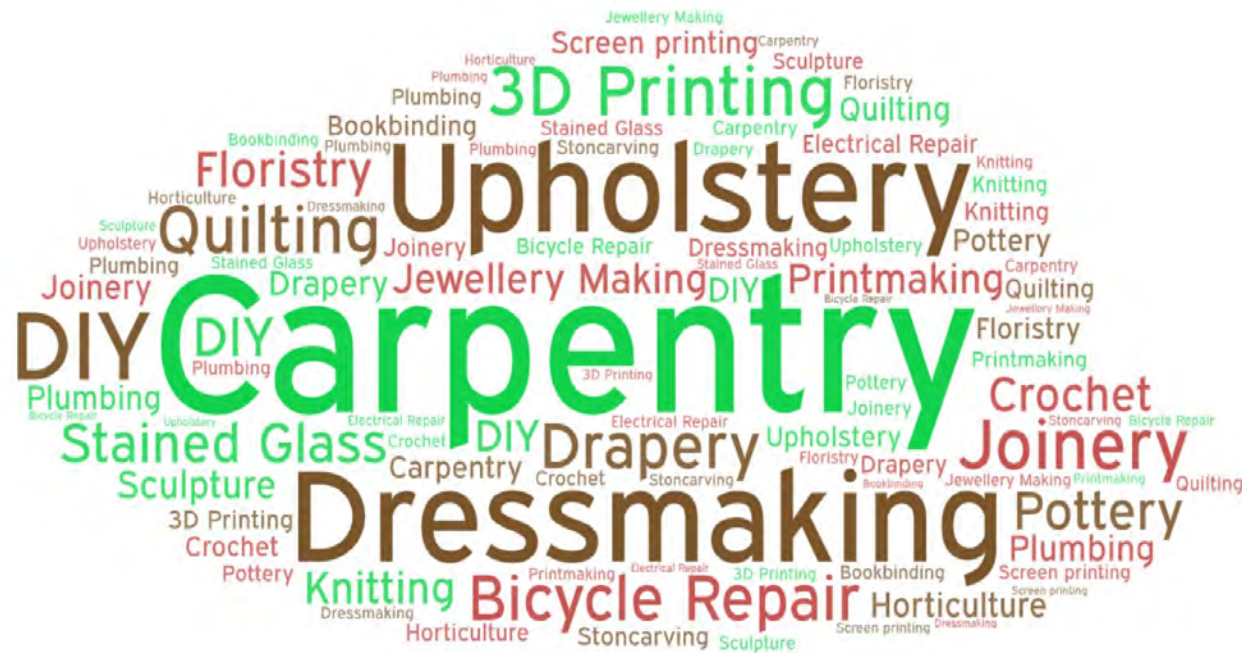


# Workshop activities

Type of activity	Description	Examples
<b><i>Tutorial sessions</i></b> <b><i>Evening classes</i></b>	This is where a experienced instructor would run a recurring class over a number of weeks on the same day. The minimum number of participants for the class will need to be met.	Stained Glass, Wood-turning, Welding, Needlecraft, Sculpting.
<b><i>Individual workshop bookings</i></b>	This where an individual can book a morning or afternoon session in the dirty or clean area, special/limited equipment may need to be booked to avoid shortages.	The individuals project which can use any suitable tools, equipment and consumables. This could be electrical, electronic, mechanical, woodwork, needlework.
<b><i>Repair sessions</i></b>	This is where an experienced group of repairers from different fields come together to repair items for community fund-raising.	Fixing bikes, radios, electrical items, small furniture and textiles.
<b><i>Community making projects</i></b>	This is where there is a need for items in the local community and a group project is initiated to make them.	Wooden benches and fire-beaters, tree ID plates.
<b><i>Hobby groups</i></b>	This is where a hobby group would meet regularly to use facilities to further their hobby.	Radio controlled models, Steam train models, 3D printing, Dressmaking.
<b><i>Workshop training and safety induction</i></b>	This would be a mandatory starting session where you could choose to be trained in the Dirty and/or Clean room equipment and general fire and safety principles and use of personal protective equipment.	Emergency stop buttons. Extractor fan. PPE use goggles, dust/spray mask, gloves. Equipment use. Fire exit. Accident book. first-aid kit. Emergency contact number.



# Workshop activities



# Phase two – Fit out

---

- Funding for:
  - Partitions
  - Workbenches and tables
  - Tools and equipment
  - Electrics
  - Plumbing (accessible toilet)






# Operations



CCW will be set up as an  
Association CIO



Users will be members



Small annual  
membership fee

# Getting Involved

---

- Join our working group and help shape the workshop
- Become a member
- Donate tools or equipment
- Let others know!

